

- In early 2000 Dynocom Industries was formed as a division of its parent company which has been successfully operating since 1975. At Dynocom Industries we saw a need to make an affordable chassis dynamometer system with all the options utilizing the latest technologies (wireless, 3D, USB, etc). Historically the automotive industry has been slow to adopt cutting edge data acquisition controls. Coming from the high-tech sector where speed-to-market is critical we took the same ideologies and transformed them into Dynocom Industries. Utilizing Dynocom's parent company (chernicallmanufacturing) know-how, Dynocom evolved into the fastest growing dynamometer company in the world. From our two years in Beta testing to our 7th year in business we have doubled in size every year (both in square footage and in personnel).

- We pride ourselves on our commitment to customer service; we survey our existing customers every six months for their feedback on our systems. We have set up a free user forum on our website which is available 24 hours/day, 7 days/week. We strive to provide the best quality (now industry leader with 2 year warranty) and the best service. Contact our sales department for a list of customers you can contact for references. We understand that a dynamometer purchase is a big one and we are proud to support our customers and their business for years to come.

- On September 1st, 2006 Dynocom Industries opened our United States Headquarters in Fort Worth, Texas. Texas is the perfect location with the DFW hub and easy access for our international and domestic customers. This location is great step forward for Dynocom Industries. We need to be where our customers are and Fort Worth, Texas as our American headquarters is a perfect place to be. With the opening our new Training and Technical center, new and existing customers can visit us easily. Now with offices in Japan, New Zealand/Australia and South East Asia our products have global support and recognition. Call or visit www.dynocom.net for the latest news, products updates and technical bulletins.

DYNOCOM

RACING

AUTOMOTIVE DYNAMOMETERS & DIAGNOSTIC TEST EQUIPMENT

DDC-1800X

DYNOCOM INDUSTRIES INC.


PRICE, PERFORMANCE, PERIOD.

All Steel Frame

All Dynocom dynamometers are designed with high quality, 1/4" steel. Dynocom's dynamometers do not use modular designs like many competitors. This Design provides the user with the highest speed, load and power capacities in its class.

State of the Art Roll Speed Sensors

Dynocom Dynamometers utilize the most advanced roll speed sensors in the industry. While the competition's sensors sample about 20-60 sample/RPM, Dynocom's sensor samples at over 100 samples/RPM. This means that the Dynocom sensor is much more sensitive which provides the end user with the most detail information possible.



Stand-Alone Data Acquisition System

Dynocom designed its data acquisition system (DAS) with accuracy and reliability in mind. The central unit, the DC-Controller controls all dynamometer operation. Customers can actually run their dyno without the need for a PC. Unlike other companies who use off the shelf DAS, Dynocom's DAS is designed specifically for use with Dynocom Dynamometers. This provides the most seamless operation and performance. All the DAS is computed by the processors (5) in the DC-Controller rather than the processor on the PC.

DC-Revolver

First eddy brake designed specifically for use on dynamometers. With Dynocom's patented design, it is the first eddy brake that actually fits inside the dynamometer roll. This new brake provides more load capacity, better cooling properties while also minimizing the footprint of the dyno itself.

Differential Analog Inputs

Dynocom systems come standard with 8 differential analog inputs for sensors. Competitors only offer single ended inputs. Differential inputs are more noise immune and offer more accurate data faster. This allows the user to connect additional sensors (such as EGT, MAP, etc.) to the DC-Controller and plot those readings along with standard readings such as horsepower, torque and air/fuel ratio. This feature nearly eliminates the need for a second data logging computer system, when installing the unit.




Center Mounted Eddy Brake

Dynocom was the first dynamometer company to utilize a center-mounted eddy brake design. Rather than attaching the eddy brake to the end of the roll, the Dynocom system mounts the eddy brake between the two rolls. This eliminates the need for a coupling device or universal joint. All power is transferred from the brake to the rolls. Furthermore, it minimizes the foot print of the dyno allowing customers to be more selective when installing the unit.

X-Factor Knurling

Dynocom's X-Factor knurling helps maximize the capacity of the dyno. Many dynos that you may have seen have pressed knurling that closely resembles the handle of a Mag flashlight. Our roller knurling however is actually cut into the roll allowing the vehicle to maintain maximum traction. With that extra traction, you would assume the tires heat up more. But the truth is, because of the deep grooves of this knurl, there is actually better airflow through the roller. The result is lower tire temperatures.




The DC-1800X series is the world's best built chassis dynamometer in its class at any price. The DC-1800X series is capable of supporting speeds up to 225 MPH and 1800+ HP. The maximum axle weight is 10,000 lbs and the track width range 30"-102".

The DC-1800X series chassis dyno's are also upgradeable for the DC-PAU-500 center-mounted eddy brake for steady state testing, which can support an additional 500 HP. For high torque applications such as diesel testing or high horsepower drag cars, the DC-PAU-750 offers the world's largest eddy brake capable of support over 3000 ft lbs of torque and 750 horsepower. The DC 1800X comes standard with our X Factor Knurling option which provides the highest traction over all other competitors. The optional eddy brake assembly sits directly on the shaft between the two rolls - no need to couple with a belt or universal joint all power is directly transferred from the wheels to the load cell.

The DC-1800X was designed for a variety of different testing scenarios – FWD/RWD Drag Cars, Sport Compacts, Diesel Trucks, and Motorcycles. You are also able to add a second power absorber for higher power applications.

- When equipped with the eddy brake loading feature you are able to perform acceleration, step, sweep and steady-state tests.
- View in real-time torque/horsepower output, at steady and changing speeds, to instantly evaluate changes you've made to the engine's fuel or timing maps.
- Diagnose engine and drive train problems.
- Troubleshoot drivability issues.
- Control and modify dynamometer tests from the Dynocom Handheld remote with LCD and keypad– add or subtract load, view RPM/HP/Torque in real-time and adjust accordingly all from inside the vehicle.
- Run track 1/4 mile or circle track lap simulations with reaction times that you determine in the software parameters. Plug in a drag-tree to the standard Dynocom JBox for practice times within a 1/10th second accuracy.
- Bi-Directional roller for testing of both RWD and FWD vehicles.



- The DC 1800X series is fully upgradeable in the field, it can be coupled with any other Dynocom Chassis Dynamometer (3000, 2400, 1800 or 1500) for All-Wheel-Drive Testing and/or add an eddy current retarder for steady-state testing.

SPECIFICATIONS

Maximum Horsepower	1800hp +
Maximum Speed	225MPH
Drums	2
Drum Diameter	24"
Drum Width	36"
Maximum Axle Width	102"
Maximum Axle Weight	10,000 lbs
Crated Weight	4500 lbs
Air Requirements	60 psi
Timing Accuracy	+/-0.1 µS
Drum Speed Accuracy	+/-1/1000th MPH
RPM Accuracy	+/-1/100th RPM